



Know what's below.  
Call before you dig.

# Regulatory Requirements for Cased Pipelines

## Appalachian Underground Corrosion Short Course

May 8, 2019

*Joe Mataich*

Sr. Engineer

PHMSA/OPS, Southern Region



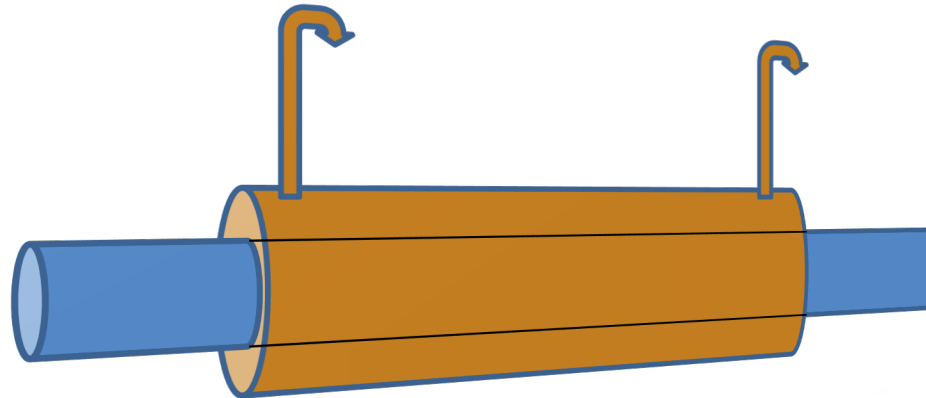
U.S. Department of Transportation  
Pipeline and Hazardous Materials  
Safety Administration

To Protect People and the Environment From the Risks of  
Hazardous Materials Transportation





# Presentation Outline

- Regulatory Corrosion Control Requirements (Subpart I)
  - Annual Monitoring
- Regulatory Requirements Inside High Consequence Areas (HCA's)
  - Use of “Other Technology” to assess cased pipelines
  - Use of External Corrosion Direct Assessment (ECDA) to assess cased pipelines



# Corrosion Control Regulatory Requirements

## 192 Subpart I



## §192.467 External corrosion control: Electrical isolation.

(a) Each buried or submerged pipeline **must be electrically isolated** from other underground metallic structures, unless the pipeline and the other structures are electrically interconnected and cathodically protected as a single unit.



## §192.467 External corrosion control: Electrical isolation.

(c) Except for unprotected copper inserted in a ferrous pipe, **each pipeline must be electrically isolated from metallic casings** that are a part of the underground system. However, if isolation is not achieved because it is impractical, other measures must be taken to minimize corrosion of the pipeline inside the casing.



# PHMSA Expectations

## Interpretation PI-18-0003, March 11,2019

- Maintain electrical isolation between pipeline and casing where practical
- Test for shorts during annual CP survey
- Clear electrical shorts where practical (prompt remedial action)
  - Excavate both ends of casing
  - Inspect and re-center pipe inside casing
  - Remove any electrolyte in casing
  - Repair or replace damaged casing insulator spacers and end seals



# PHMSA Expectations

## Interpretation PI-18-0003, March 11, 2019

- Where impractical to clear shorts the operator *“must take other preventive measures to mitigate corrosion of the pipeline inside the casing and maintain safety.”*
- Examples of other preventive measure that may be used:

“1) filling "high dielectric fill or corrosion inhibiting materials" between the casing/carrier pipe that the **operator can demonstrate will minimize corrosion of the carrier pipe** and monitoring of the dielectric fill or corrosion inhibiting materials at a minimum in accordance with the timing and during the patrolling and leakage surveys required in §§192.705(b) and 192.706;”



# PHMSA Expectations

## Interpretation PI-18-0003, March 11,2019

“2) monitoring corrosion with in-line inspection (ILI) tools that have **demonstrated that they can properly detect and assess corrosion over the shorted locations** and including concentrated pinhole corrosion areas along the carrier pipe. When assessing the shorted locations, the operator must use the proper application of ILI tool tolerance, class location safety factor in determining the safe operating pressure for any shorted corrosion area, and corrosion growth rate, and at intervals that meet either §192.939 or at a more often reassessment interval if required based upon corrosion growth rate. If the shorted casing masks a proper inline inspection tool assessment, this would not be an applicable method;”





# PHMSA Expectations

## Interpretation PI-18-0003, March 11,2019

“3) utilizing leak detection monitoring and intervals **in combination with Items 1 or 2 above**, if leak monitoring can maintain safety based upon parameters such as assessments of risk and the consequences to the public. The risk assessment must be based upon the pipeline MAOP, diameter, operating stress levels, odorization of the gas, usage of remote or automatic closure valves for isolation, the pipeline material properties, whether the pipeline would only leak at operating pressures, and that leak detection monitoring (periodic or ongoing) would reduce the impact of an in-service leak to safety;”



# PHMSA Expectations


## Interpretation PI-18-0003, March 11, 2019

- “4) implementing remedial measures to maintain the carrier pipe MAOP based upon suitable remaining strength calculation methods (§192.933(d)(1)(i)) and using the class location design factor (§192.111) of the pipeline whether it is in a high consequence area or non high consequence area for any assessment findings, and whether through findings in conducting Items 1, 2, or 3 above or other findings; or”
- “5) applying for a special permit in accordance with §191.341 that is applicable to the pipeline operating, safety, and environmental conditions.”
- O&M Manual must contain written procedures for testing and remediating casings



# Regulatory Requirements Inside High Consequence Areas (HCA's)

## 192 Subpart O - Integrity Management



## §192.921 How is the baseline assessment to be conducted?

(a) *Assessment methods.* An operator must assess the integrity of the line pipe in each covered segment by applying one or more of the following methods depending on the threats to which the covered segment is susceptible. An operator must select the method or methods **best suited** to address the threats identified to the covered segment

**NOTE: More than one method may be necessary to address all threats!**



## §192.921 How is the baseline assessment to be conducted?

- (1) Internal inspection tool or tools capable of detecting corrosion, and any other threats to which the covered segment is susceptible...
- (2) Pressure test conducted in accordance with subpart J...
- (3) Direct assessment to address threats of external corrosion, internal corrosion, and stress corrosion cracking...
- (4) Other technology that an operator demonstrates can provide an equivalent understanding of the condition of the line pipe...



# Other Technology

- Assessment methods other than ILI, DA or pressure test
- Must notify OPS 180 days before conducting assessment
  - and appropriate state regulatory agencies
- Notification should contain;
  - description of “other technology”
  - basis for concluding that the method will result in an equivalent understanding of pipe condition
  - What procedures will be followed
  - What criteria will apply to data analysis and evaluation, including verification excavations and acceptance and rejection of anomalies
  - Schedule for completing assessment
  - Procedures for ensuring that qualified personnel will implement the technology



# Guided Wave Ultrasound (GWUT)

- When using GWUT as “other technology” use PHMSA guidance
  - Guided Wave UT Target Items for Go-No Go Procedures
  - 18 point checklist
- When using GWUT as one of the indirect inspection tools of the ECDA process it is not considered “other technology” and does not require notification (FAQ-198)
  - Use PHMSA 18 point checklist
- When using GWUT as the direct inspection method of the ECDA process it is considered “other technology” and requires notification



# External Corrosion Direct Assessment (ECDA)

- ECDA, must be done per NACE RP 0502-2010
- Unfortunately, NACE RP 0502 does not address ECDA requirements for cased pipe very well
- PHMSA has published guidelines on the assessment of cased pipelines
- ECDA can not be used if you don't know coating type, seam type, material specification and manufacturer
- **May need additional assessment methods** if pipeline is subject to threats other than external corrosion such as, seam or weld defects, SCC and internal corrosion





# Timeline for Guidance Development

- July 2008 First PHMSA Casing Workshop - Chicago
- 2009: Casing Assessment Quality Action Team (CASQAT) formed
- CASQAT drafted guidelines for:
  - Conducting ECDA on Cased Pipelines
  - Practices for Filling Casings
  - Monitoring Casings
- August 2009: PHMSA Finalized Guidelines
  - Technical Review/Legal Review
- December 2009: Guidelines Released for Public Review
- April 2010: Second PHMSA Casing Workshop - Baltimore
- Guidelines/FAQ's published on PHMSA Gas IMP website



# NACE RP 0502

- To Comply with NACE RP 0502, must implement all four steps of the ECDA process
  - **Step 1 (Pre-assessment)** Required for all casings
  - **Step 2 (Indirect Inspection)** Required for all casings
  - **Step 3 (Direct Examination)** Required for SELECTED casings
  - **Step 4 (Post Assessment)** Required for all casings
- When **all 4- ECDA-steps** are accomplished for a region, all casings in the region are “assessed” (even though all may not have a direct examination)



# NACE RP 0502

- Key phrases in NACE RP 0502:
  - “other assessment activities”
    - (RP0502 §3.3.2, & Table 1)
  - “additional considerations”
    - (RP0502, Table 2, footnote 3)
- NACE RP 0502 does not specify or explain these “other activities” or “additional considerations” activities
- PHMSA built the guidance around establishing these “other activities” or “additional considerations”



# Guidance Highlights

- Identifies “other assessment activities” and “additional considerations” which PHMSA finds acceptable
- Guidelines reflect PHMSA’s current application of the regulations to the specific implementation scenarios presented
- Guidance materials do not create legally enforceable rights or obligations
- Provided to help the public understand how to comply with the regulations
- If the operator chooses to address a consideration differently than recommended, the operator needs to develop and document a technical justification for its course of action



**GUIDANCE DOES NOT** allow operator to declare that cased pipe has no corrosion threat

- Effectively managing a threat is not a valid basis for declaring that you do not have the threat
- Purpose of integrity assessment is to verify that threat management/mitigation continues to be effective



**GUIDANCE DOES** provide information on:

- Developing procedures for use of ECDA
- Establishing ECDA Regions for cased pipe
  - allows multiple casings in 1 region
- Selecting indirect assessment tools
- Developing procedures for monitor casings after assessment
  - both filled and unfilled casings



## Feasibility (Guidance section 3.1.2)

“Whenever these guidelines cannot be effectively implemented for casing/region, PHMSA considers the ECDA process **not feasible** for that casing/region.”



## Indirect inspection tool selection (sections 3.1.3 & Exhibit A)

- Per NACE RP 0502, select tools based on their ability to detect corrosion activity and/or coating holidays reliably under the specific pipeline conditions to be encountered
- Indirect inspection tools have limited ability to detect and locate corrosion activity and/or coating holidays reliably for pipe inside casings





## Establishing Regions (Guidance section 3.1.4 & Exhibit B)

- Cannot include cased pipe in same region as direct buried pipe (NACE RP 0502-2002, Table 1)
- Separate regions required based on the following factors:
  - Carrier Pipe Coating
  - Casing Material and Design
  - Corrosion History on Adjacent Pipe
  - CP Maintenance History
  - Past metallic shorts or electrolytic contacts
  - Risk of MIC
  - Other appropriate considerations



## Establishing priorities for direct examination (section 3.3)

- Immediate
  - Metallic Short
  - GWUT indication  $> 5\%$  of X-section area
  - Change in casing integrity or fill level/quality (Appendix D)
- Scheduled
  - Electrolytic Contact



## Combining Regions (Guidance section 3.3)

- Regions can be combined if all casings in multiple regions do not contain any immediate or scheduled indications
  - Direct exam not required in each region
  - One excavation is required in one of the ECDA regions identified as most likely to have external corrosion during the pre-assessment (NACE RP 0502 §5.10.2.3)
    - Two direct examinations required the first time ECDA is used



# FAQ-274 100% Direct Examination

- Requires 100% examination of carrier pipe surface within a casing
- Based on PHMSA's concern over the ability of indirect inspection tools to accurately locate and categorize corrosion anomalies and coating holidays within a casing





# PHMSA

Pipeline and Hazardous Materials  
Safety Administration

U.S. Department of Transportation



Contact Us | FAQs | Site Map

About PHMSA

Pipeline Safety

Hazardous Materials  
Safety

Enter Search Term(s):

Search

- Organization
- Calendar
- Data & Statistics
- Enforcement
- Grants
- Inspection
- Operator Resources
- Library
- Regulatory Compliance
- Drug and Alcohol
- Standards & Rulemaking
- Research & Development
- Safety Awareness and Outreach
- State Programs
- Technical Resources
- Training & Qualification



## PHMSA Updates

- [MAP-21 and the HAZMAT Safety Improve Careers in Pipeline Safety](#)
- [Safe Transportation of Energy Products](#)
- [Pipeline Safety Act of 2011: Track Our Progress](#)
- [Hazardous Liquid Pipelines](#)
- [Natural Gas Pipelines](#)
- [Hazmat Cylinder Safety Alerts](#)

## Promoting Safety



## Stay Connected

## News & Updates

- [PHMSA Issues Corrective Action Order to Texas Eastern Transmission, LP \(Specifying Energy Partners, LP\)](#)
- [PHMSA Final Rule Incorporates by Reference ASME Standards Into Hazardous Materials Regulations](#)
- [PHMSA Supplemental Proposed Rule Would Incorporate by Reference ASME Standards Into Hazardous Materials Regulations](#)
- [DOT Releases New Emergency Response Guidebook](#)
- [USDOT Observes Ninth Annual National Safe Driver Month](#)

## PHMSA Resources

### Regulations

Regulations & interpretations, proposed rules, approvals & permits, and bulletins for pipeline and hazmat safety.



### Data & Reports

PHMSA tracks data on the frequency of failures, incidents and accidents.



### Inspection & Enforcement

Incident forms, regional office contacts, and general information on PHMSA enforcement programs.



### NTSB Recommendations

Get information and updates for PHMSA responses to National Transportation Safety Board recommendations.



### Online Services

Access forms for the Operator Registration System, hazmat registration, incident reporting and more.



### Preparedness & Response

Resources for the emergency response community including ERG and National Response Center hotline.



<a href="#">Home</a>	<a href="#">Alternative MAOP</a>	<a href="#">Cased Crossings and GWUT</a>	<a href="#">Class Location</a>	<a href="#">CRM</a>	<a href="#">DIMP</a>	<a href="#">Gas IM</a>	<a href="#">HL IM</a>
<a href="#">High Volume EFV</a>	<a href="#">Low Strength Pipe</a>	<a href="#">OQ</a>	<a href="#">Pipeline Construction</a>	<a href="#">R&amp;D</a>	<a href="#">LNG Facility Siting</a>	<a href="#">Risk Modeling Work Group (RMWG)</a>	<a href="#">Public Meetings</a>

What's New

## PHMSA Pipeline Technical Resources

This site is administered by the Pipeline and Hazardous Materials Safety Administration (PHMSA). It provides technical and regulatory information concerning issues and recent rulemaking for selected pipeline safety topics. This site is oriented primarily toward operators to provide information useful for complying with PHMSA regulations. However, all stakeholders might find this material informative. The below links provide information for the latest rulemaking, advisory bulletin, and instructions for submitting required notifications. This site is updated as needed to reflect new developments and information pertinent to these issues.

### Alternative MAOP

- [Alternative MAOP web site](#)

### Cased Crossings & Guided Wave Ultrasonics (GWUT)

- [Cased Crossings & Guided Wave Ultrasonics web site](#)

### Class Location Special Permits

- [Class Location Special Permits web site](#)

### Control Room Management (CRM)

- [Control Room Management web site](#)

### Gas Distribution Integrity Management Program (DIMP)

- [Gas Distribution Integrity Management Program web site](#)

### Gas Transmission Integrity Management (GT IM)

- [Gas Transmission Integrity Management web site](#)

### Hazardous Liquid Integrity Management (HL IM)

- [Hazardous Liquid Integrity Management web site](#)

### Risk Modeling Work Group (RMWG)

- [Risk Modeling Work Group](#)

### High Volume Excess Flow Valves (EFV)

- [High Volume Excess Flow Valve web site](#)

### Low Strength Pipe

- [Low Strength Pipe web site](#)

### Operator Qualification (OQ)

- [Operator Qualification web site](#)

### Pipeline Construction

- [Pipeline Construction web site](#)

### Research & Development (R&D)

- [Research & Development web site](#)

### LNG Facility Siting

- [LNG Facility Siting Application](#)

### Public Meetings

- [Public Meeting web site](#)

<a href="#">Home</a>	<a href="#">Alternative MAOP</a>	<a href="#">Cased Crossings and GWUT</a>	<a href="#">Class Location</a>	<a href="#">CRM</a>	<a href="#">DIMP</a>	<a href="#">HL IM</a>	<a href="#">Gas IM</a>
<a href="#">High Volume EFV</a>	<a href="#">Low Strength Pipe</a>	<a href="#">OQ</a>	<a href="#">Pipeline Construction</a>	<a href="#">R&amp;D</a>	<a href="#">LNG Facility Siting</a>	<a href="#">Risk Modeling Work Group (RMWG)</a>	<a href="#">Public Meetings</a>

## Gas Transmission Integrity Management

### Gas IM Menu

- [Home](#)
- [Key Documents](#)
- [Fact Sheet](#)
- [FAQs](#)
- [Inspection Protocols](#)
- [Performance Measures](#)
- [Flowchart](#)
- [Technical Reports](#)
- [Meetings](#)
- [Contacts](#)
- [What's New](#)
- [Feedback](#)
  
- [Notifications](#)
- [Submit a Notification](#)

- [Regulations](#)
- [Advisory Bulletins](#)
- [Interpretations](#)

This site is administered by the Pipeline and Hazardous Materials Safety Administration (PHMSA). It provides information concerning the Gas Transmission Integrity Management Rule (49 CFR Part 192, Subpart O), commonly referred to as the "Gas IM Rule." The Gas IM Rule specifies how pipeline operators must identify, prioritize, assess, evaluate, repair and validate the integrity of gas transmission pipelines that could, in the event of a leak or failure, affect High Consequence Areas (HCAs) within the United States. HCAs include certain populated and occupied areas.

For an overview of the progress being made under the Gas IM Rule, please see our [Performance Measures](#) page. There you will find graphs and charts, which depict progress and other aspects of rule implementation. You will also find a link to the data provided by pipeline operators in accordance with this rule.

Other links on the left provide a great deal of additional information, including an operator IM process flowchart and a fact sheet that summarizes key requirements of the Gas IM Rule; details of the Gas IM Rule itself; FAQs; and other information useful in more fully understanding the Gas IM Rule.

When continuing implementation of the Gas IM Rule results in rule revisions, new interpretations, or expanded clarifications, this site is updated to reflect those developments.





U.S. Department of Transportation  
Pipeline and Hazardous Materials  
Safety Administration



# Pipeline Technical Resources

[Return to Pipeline Safety Community](#)

<a href="#">Home</a>	<a href="#">Alternative MAOP</a>	<a href="#">Cased Crossings and GWUT</a>	<a href="#">Class Location</a>	<a href="#">CRM</a>	<a href="#">DIMP</a>	<a href="#">HL IM</a>	<a href="#">Gas IM</a>
<a href="#">High Volume EFV</a>	<a href="#">Low Strength Pipe</a>	<a href="#">OQ</a>	<a href="#">Pipeline Construction</a>	<a href="#">R&amp;D</a>	<a href="#">LNG Facility Siting</a>	<a href="#">Risk Modeling Work Group (RMWG)</a>	<a href="#">Public Meetings</a>


## Gas Transmission Integrity Management: Key Documents

### Gas IM Menu

- [Home](#)
- [Key Documents](#)
- [Fact Sheet](#)
- [FAQs](#)
- [Inspection Protocols](#)
- [Performance Measures](#)
- [Flowchart](#)
- [Technical Reports](#)
- [Meetings](#)
- [Contacts](#)
- [What's New](#)
- [Feedback](#)
- [Notifications](#)
- [Submit a Notification](#)

Documents related to the Gas Transmission Pipeline Integrity Management process are available below. The most recent documents are listed first.

- August 2013: Gas IMP Inspection Protocols
  - [Gas Integrity Management Protocol Results Form \(Microsoft Word\)](#)
  - [Summary Listing of Changes \(Microsoft Word\)](#)
  - [Updated Protocol Fishbone Diagrams](#)
- February 2011: [Gas Transmission Integrity Management Progress Report](#)
- November 1, 2010: [Guidelines for Integrity Assessment of Cased Pipe for Gas Transmission Pipelines in HCAs, Revision 1](#)
  - [Frequently Asked Questions \(Integrity Assessment of Cased Pipe\)](#)
- March 11, 2009: [Microsoft Word template to be used for submission of Notifications](#)
- April 10, 2008: [Letter from PHMSA to AGA; Re: Use of ECDA on Cased Pipelines for Completion of Baseline Assessments](#)
- January 2008: Gas IMP Inspection Protocols
  - [Gas Integrity Management Protocol Results Form \(Microsoft Word\)](#)
  - [Gas Integrity Management Protocol Results Form \(Microsoft Word — Redline / Strikeout\)](#)
  - [Summary Listing of Changes \(Microsoft Word\)](#)
- July 2007: Gas IMP Inspection Protocols (*Superseded, See January 2008 Revision*):
  - [Gas Integrity Management Protocol Results Form \(Microsoft Word\)](#)
  - [Gas Integrity Management Protocol Results Form \(Microsoft Word — Redline / Strikeout\)](#)
  - [Summary Listing of Changes \(Microsoft Word\)](#)





# Questions ?

<http://www.phmsa.dot.gov/pipeline>

joseph.mataich@dot.gov

